



EMResource Reporting Instructions (LTC | DADS Facilities)

Introduction:

EMResource has replaced the Facility Inventory, Vacancy and Evacuation Status (FIVES) system as of November 2014. The EMResource is a system that is used statewide for tracking available hospital beds, hospital and Emergency Medical Services resources, and other emergency response data. It is now available for use by LTC facilities.

Users can access the EMResource from multiple sources such as computers, smartphones, iPads or tablets.

DADS encourages LTC facilities to become familiar with the EMResource and enter their current number of vacancies before the next hurricane or emergency. For instructions on how to obtain a user name and password for EMResource please see [Provider Letter 15-04 – Discontinuation of the Facility Inventory, Vacancy and Evacuation Status System.](#)

During an evacuation event, it is the responsibility of each facility:

- to use EMResource to update its vacancy data.
- to identify potential partners able to accept evacuees.
- to make resident-transfer arrangements with those partners.
- to update their evacuation status when the facility evacuates.

Important Links:

RAC-G Website: <http://www.rac-g.org>

RAC-G CIS (Critical Information Systems) Website: <http://cis.rac-g.org>

EMResource Account Request: <http://cis.rac-g.org>

Support Email: support@rac-g.org

Support Number: 903-593-4722

Login to EMResource can be access via:
www.RAC-G.org and click “EMResource”

OR

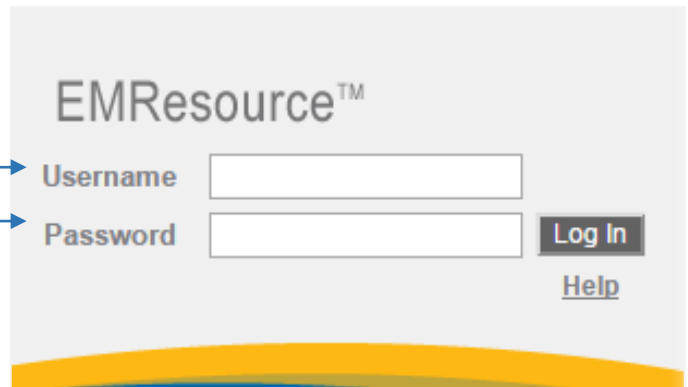
<http://emresource.juvar.com>



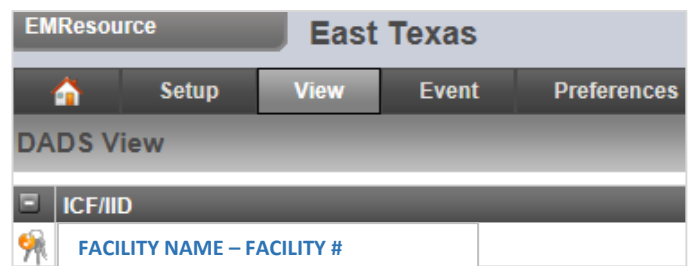
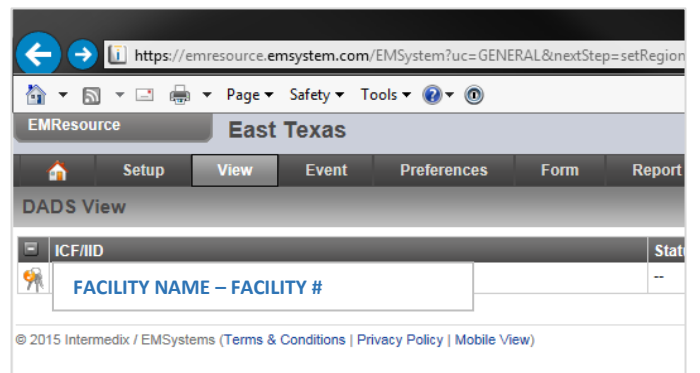
Login with your credentials

Username: **Username**
Password: **Password**

Contact support@rac-g.org
if you forget your password.



After logging in you will see the
screen on the right with facility
name listed next to the pair of keys.



Clicking the “keys” will take you to the reporting page.



Update Status

[Show All Statuses](#)

FACILITY NAME – FACILITY #

Select the statuses to update (unchecked ones will)

Emergency Department: The current

- Full Divert:** Not accepting any emergency transports.
- Medical Divert:** Open to Trauma. Not accepting any emergency transports.
- Trauma Divert:** Not accepting any trauma transports.
- Open:** Accepting all EMS transports.

Comment:

[Show All Statuses](#)

After clicking the keys you will get a display for updating your facility status. On this display you can select each “Availability” for that day.

Statuses

Status: LTC Facility Status

- Closed**
- Evacuated**
- Internal Disaster**
- Open**
- Open-No Beds**
- Resource Alert**

Comment:

Select the check box on the left of each resource and it will drop down for you to update.

When completed, click “Save” at the bottom

EMResource **East Texas**

[Home](#) [Setup](#) [View](#) [Event](#) [Preferences](#)

DADS View

ICF/IID


FACILITY NAME – FACILITY #

To change your facilities contact information click the facility name on the main display after logging in.

For updating additional information such as your contact info please click "Edit Resource Details"

FACILITY NAME – FACILITY # [edit resource details](#)

Type: ICF/IID
Address: 3109 COUNTY RD 4167
TYLER, TX 75701
County: SMITH
Lat/Longitude: 32.37264 / -95.35532
EMResource/AHA ID: 135937 /
Website:



Name:**
Abbreviation:**
Resource Type: ICF/IID
Standard Resource Type:** Community Health
Reports HAvBED data: Check only if this Resource should be included when reporting HA
Share with Other Regions: Allow regions with mutual data sharing agreements to view this re:
AHA ID:
External ID:
Substate Region:
iTriage Participant: Check only if this resource participates with iTriage
Street Address:
City:

** indicates the information is required.

Please update all contact information listed in the fields. Please keep this information up to date as much as possible.

When completed, click "Save" at the bottom



If you have any problems or need support please contact our office at 903-593-4722 or support@rac-g.org
Thank you.

